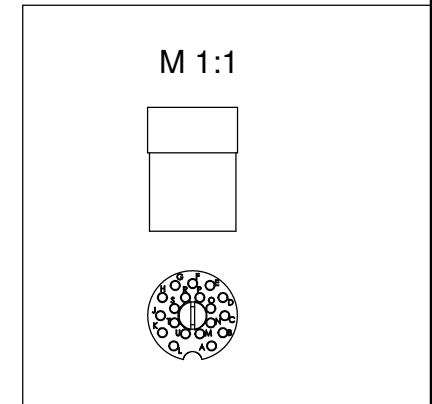
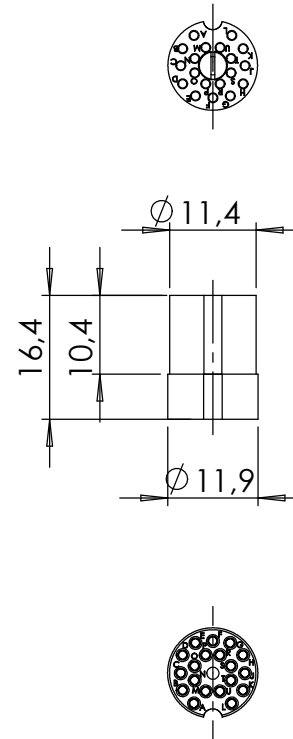
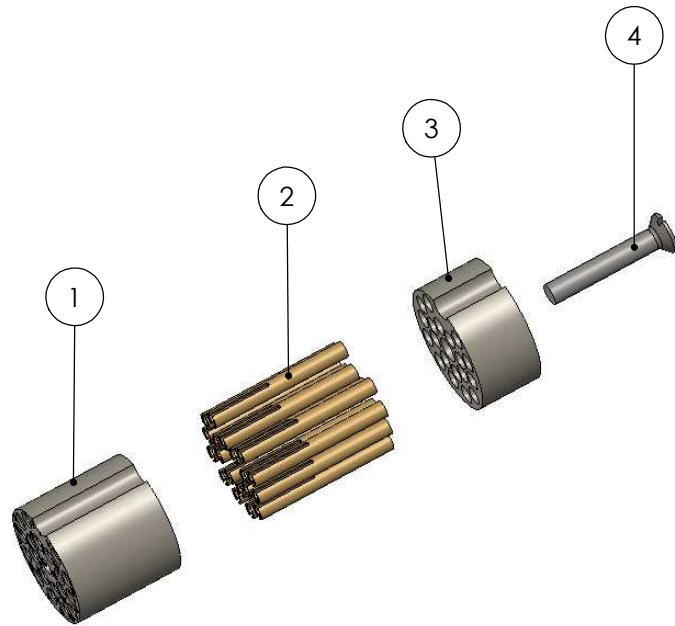
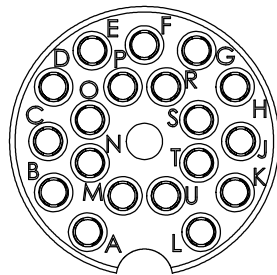


POS-NR.	DESCRIPTION	QTY
1	front plate 19 pin connector CM type	1
2	pin female d=1mm	19
3	back plate 19 pin connector CM type	1
4	countersunk screw M2x12 DIN 963	1



view feedthrough  
M 3:1



Bemerkungen (Remarks)				ersetzt 08.01.10 (TAD)				Rauheit (Roughness)		europ.Projektion			
All informations provided in this drawing is considered to be confidential, proprietary and secret information. If is intended only for the use of individual or entity to whom it is sent. Individual or entity agrees to not disseminate or copy this information to anyone other than originally specified without the written consent Alectra GmbH.				Freimaßtoleranz (Standard Toleranz)		Maßstab (Scale)							
						1:1							
				Datum		Name		Material, Standard Oberfläche (Treatment)  Bezeichnung (Title)  <b>connector 19 pol          for CM19 feedthrough</b>		Kanten (edges)			
				Design 10.07.2017		JB						Gewicht (weight) <b>g</b>	
				Drawn 23.04.2019		AD						3.72	
				Check						Page: 1 Pages: 1			
										Revision			
Index				Modification		Datum		Name		Format <b>A4</b>			
										Zeichnungsnummer (Drawing No.) <b>220-CON19</b>			
								Datei (File) C:\PDMStore\C:\PDMStore\					