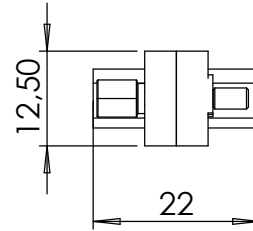
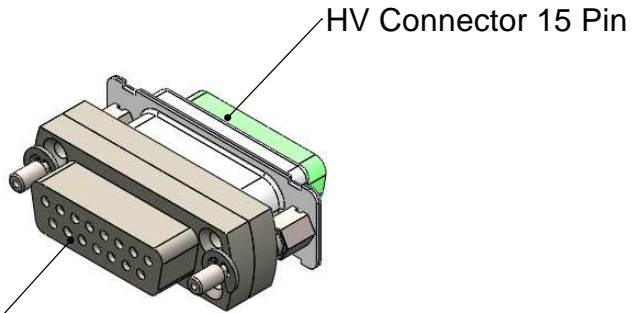
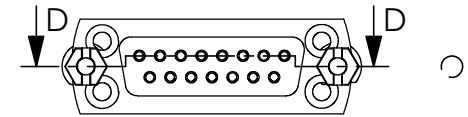


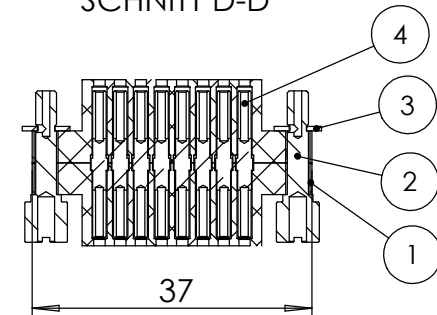
Gender Adapter in combination with 211-MS15-HV



POS-NR.	DESCRIPTION	Material	QTY
1	Front Plate for SUB-D 15 Pin	PEEK	2
2	SUB-D Screw 4-40 UNC	1.4841 (X15CrNiSi25-21)	2
3	Lock washer D=2,3	Stainless Steel	2
4	Female SUB-D Contact	2.1247 (CuBe2) gold plated	15

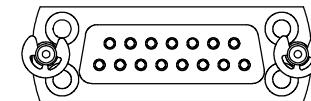
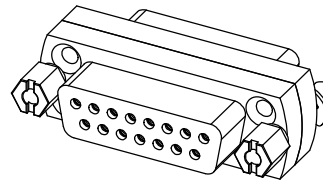


SCHNITT D-D

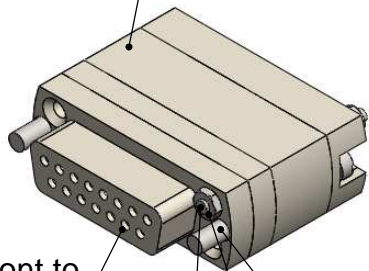


Gender Adapter in combination with 211-MS15-PK or 211-MS15-UHV

POS-NR.	DESCRIPTION	Material	QTY
5	Countersunk Screw M2X10	Stainless Steel	2
6	Hexagon Nut M2 DIN934	Stainless Steel	2
7	Screw 4-40 UNC	Stainless Steel	2



UHV / PEEK Connector 15 pin



Show the front to contact SUB-D f/t



Bemerkungen (Remarks)				Freimaßtoleranz (Standard Toleranz)	Maßstab (Scale)	Rauheit (Roughness)	europ.Projektion	
All informations provided in this drawing is considered to be confidential, proprietary and secret information. If is intended only for the use of individual or entity to whom it is sent. Individual or entity agrees to not disseminate or copy this information to anyone other than originally specified without the written consent Allectra GmbH.					1:1			
								Material, Standard Oberfläche (Treatment)
				Datum	Name	Bezeichnung (Title)		
				Design	06.03.2014	JB	Gender Adapter 15 pin	
				Drawn	08.07.2014	JB	UHV Version	
				Check			Gewicht (weight) 9	
							23.58	
							Page: 2	Pages: 5
						Zeichnungsnummer (Drawing No.)		Revision
						211-D15-GA-PK		
Index	Modification	Datum	Name	Datei (File) C:\PDMStore\IC\PDMStore\		Format A4		