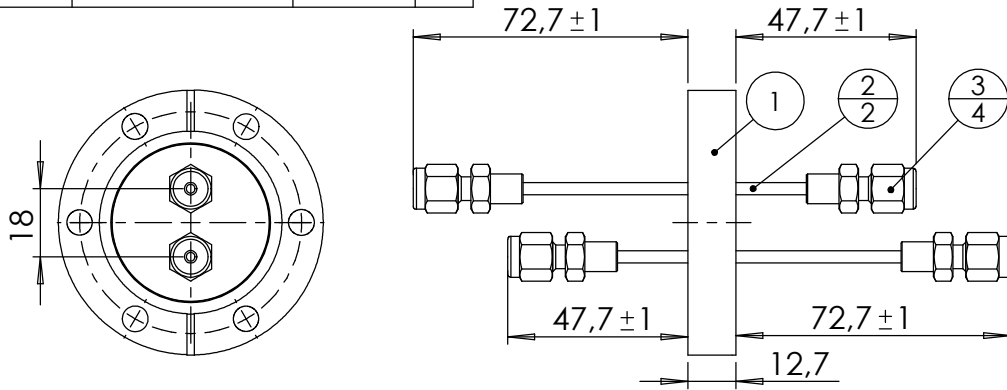


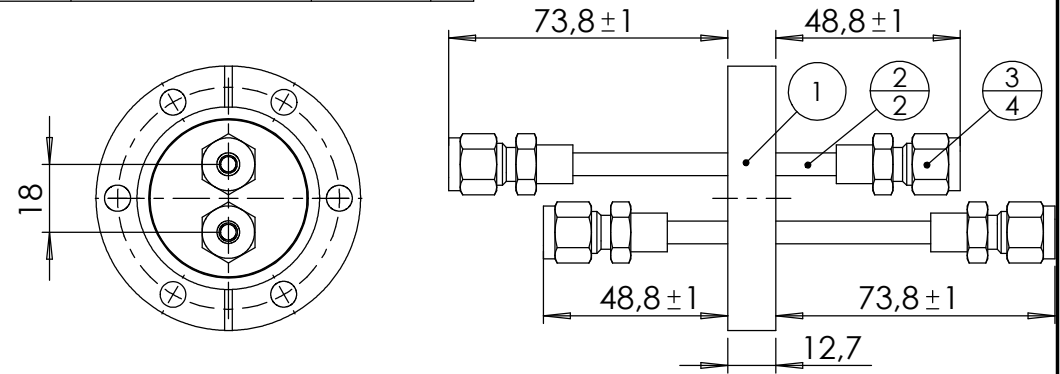
| POS-NR. | DESCRIPTION             | MATERIAL        | QTY |
|---------|-------------------------|-----------------|-----|
| 1       | modified flange DN40 CF | 1.4404 (316L)   | 1   |
| 2       | tube 1/8"(3,175)x0,28mm | 1.4404 (316L)   | 2   |
| 3       | connection adaptor 1/8" | stainless steel | 4   |

**461-C40-TSWG3.17/2**  
version 1/8"



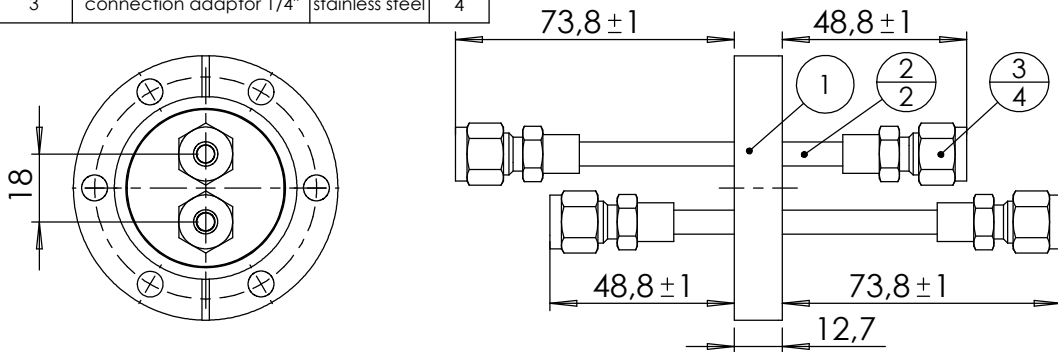
| POS-NR. | DESCRIPTION             | MATERIAL        | QTY |
|---------|-------------------------|-----------------|-----|
| 1       | modified flange DN40 CF | 1.4404 (316L)   | 1   |
| 2       | Tube 6x1                | 1.4404 (316L)   | 2   |
| 3       | connection adaptor 6 mm | stainless steel | 4   |

**461-C40-TSWG6/2**  
version 6mm

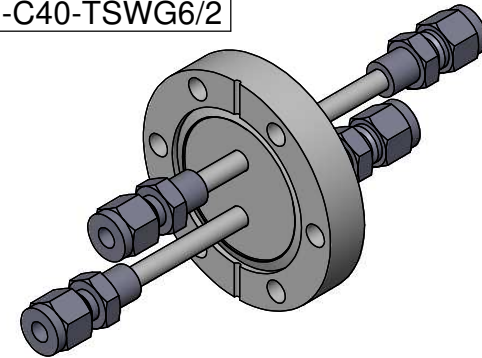


| POS-NR. | DESCRIPTION             | MATERIAL        | QTY |
|---------|-------------------------|-----------------|-----|
| 1       | modified flange DN40 CF | 1.4404 (316L)   | 1   |
| 2       | tube 1/4"(6,35) x0,89   | 1.4404 (316L)   | 2   |
| 3       | connection adaptor 1/4" | stainless steel | 4   |

**461-C40-TSWG6.35/2**  
version 1/4"



view version 6mm  
**461-C40-TSWG6/2**



| Bemerkungen (Remarks)  |              |      |      | Freimaßtoleranz (Standard Tolerance)                          |  | Maßstab (Scale)  |  | Rauheit (Roughness)  |  | europ.Projektion  |  |   |  |           |  |
|--|--------------|------|------|---|--|------------------|--|--|--|---|--|---|--|-----------|--|
| All informations provided in this drawing is considered to be confidential, proprietary and secret information. If is intended only for the use of individual or entity to whom it is sent. Individual or entity agrees to not disseminate or copy this information to anyone other than originally specified without the written consent Allectra GmbH. |              |      |      | Datum<br>Design 31.03.2022 AD<br>Drawn 31.03.2022 AD<br>Check |  | Name<br>AD<br>AD |  | Material, Standard<br>Oberfläche (Treatment)<br>Bezeichnung (Title)<br>2 off Swagelok adaptors 1/8", 6mm, 1/4" with tubes<br>on flange DN40 CF |  | europ.Projektion<br>Kanten (edges)<br>Gewicht (weight) 9<br>Page: 1<br>Pages: 1 |  |   |  |           |  |
|  |              |      |      |   |  |                  |  |  |  |   |  | Zeichnungsnummer (Drawing No.)<br>461-C40-TSWGX_2 |  | Revision  |  |
|  |              |      |      |   |  |                  |  |  |  |   |  | Datei (File) C:\PDM-Store\C:\PDM-Store\           |  | Format A4 |  |
| Index  | Modification | Date | Name |   |  |                  |  |  |  |   |  |   |  |           |  |