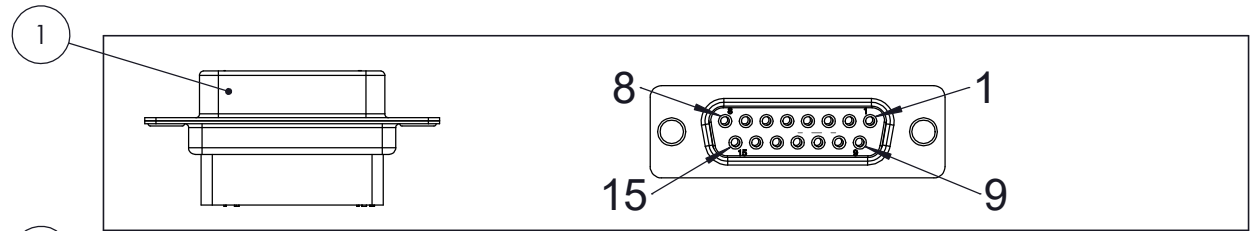
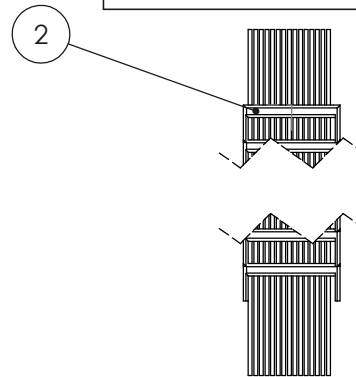


POS-NR.	DESCRIPTION	QTY
1	SUB-D connector 15 pin (HV female) TYP V2	1
2	ribbon cable 15 pin Kapton insulated	1
3	SUB-D connector 15 pin (HV male) TYP V2	1

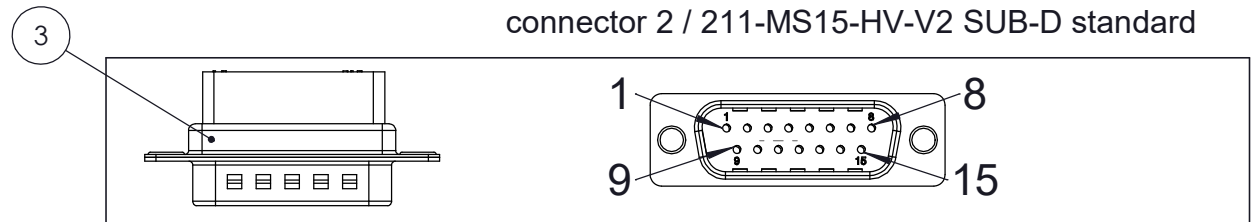
connecting view connector			connecting view cable		
con1	con2	cable	cable	con 1	con 2
1	1	1	1	1	1
2	2	3	2	9	9
3	3	5	3	2	2
4	4	7	4	10	10
5	5	9	5	3	3
6	6	11	6	11	11
7	7	13	7	4	4
8	8	15	8	12	12
9	9	2	9	5	5
10	10	4	10	13	13
11	11	6	11	6	6
12	12	8	12	14	14
13	13	10	13	7	7
14	14	12	14	15	15
15	15	14	15	8	8



connector 1 / 211-FS15-HV-V2 SUB-D standard



connector 2 / 211-MS15-HV-V2 SUB-D standard



Bemerkungen (Remarks)				Freimaßtoleranz (Standard Toleranz)		Maßstab (Scale)	Rauheit (Roughness)		europ.Projektion		
All informations provided in this drawing is considered to be confidential, proprietary and secret information. It is intended only for the use of individual or entity to whom it is sent. Individual or entity agrees to not disseminate or copy this information to anyone other than originally specified without the written consent Allectra GmbH.				Datum		Name	Material, Standard Oberfläche (Treatment)		Kanten (edges)		
				Design	28.03.2023	JB					
				Drawn	28.03.2023	JB	Bezeichnung (Title)		Gewicht (weight)		
Index				Modification	Datum	Name	with 1 off 15 way ribbon cable, kapton		g		
								39.30		Page: 2 Pages: 5	
								Zeichnungsnummer (Drawing No.)		Revision	
								380-D15-LFMHR-X			
								Datei (File)		Format A4	
								C:\PDM2017\C:\PDM2017\			