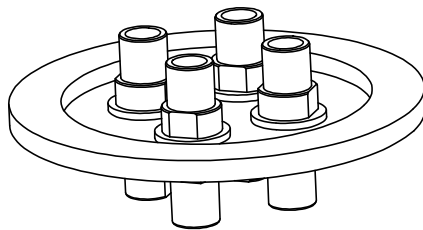
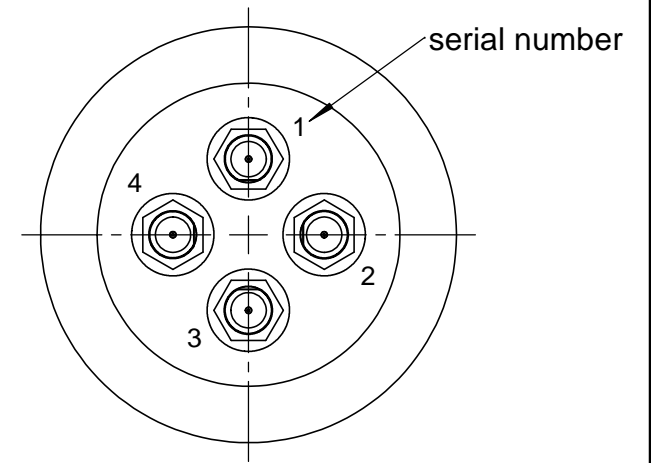
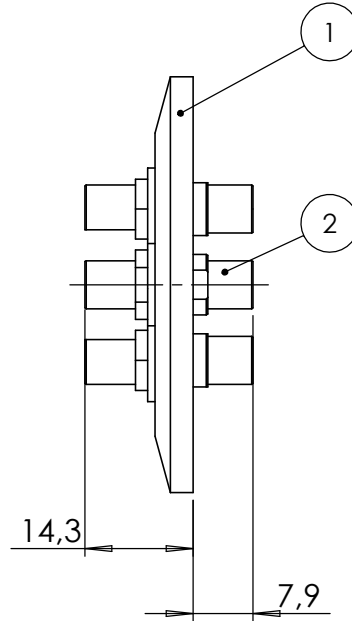
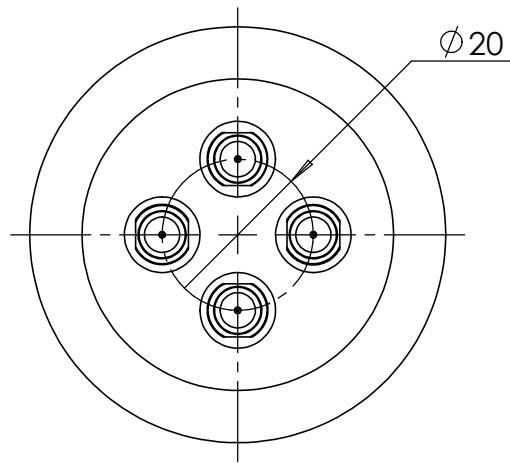


POS-NR.	DESCRIPTION	MATERIAL	QTY
1	modified flange DN40 KF	1.4301 (304)	1
2	SMA F/T, (K-Type) DC 40 GHz, 50 Ohm	SS /Gold plated	4



Bemerkungen (Remarks)				Freimaßtoleranz (Standard Toleranz)		Maßstab (Scale)	Rauheit (Roughness)	europ.Projektion	
All informations provided in this drawing is considered to be confidential, proprietary and secret information. It is intended only for the use of individual or entity to whom it is sent. Individual or entity agrees to not disseminate or copy this information to anyone other than originally specified without the written consent Allelectra GmbH.						1:1	$\sqrt{Rz\ 16\ (Rz\ 6.3)}$		
								Material, Standard Oberfläche (Treatment)	Kanten (edges)
				Datum	Name	Bezeichnung (Title)		Gewicht (weight)	
				Design	11.04.2016	FW	4 of SMA 40 GHz f/t		g
				Drawn	11.02.2016	FW	on flange DN40 KF		81.12
				Check			Page: Pages:		
							1	1	
						Zeichnungsnummer (Drawing No.)		Revision	
						242-SMAD40G-K40-4			
Index	Modification	Datum	Name			Datei (File)	C:\PDMStore\I:\PDMStore\		Format A4