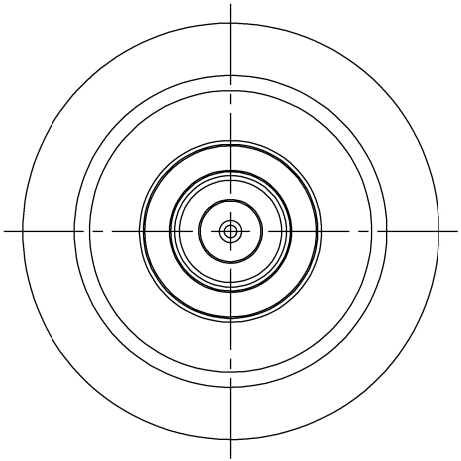
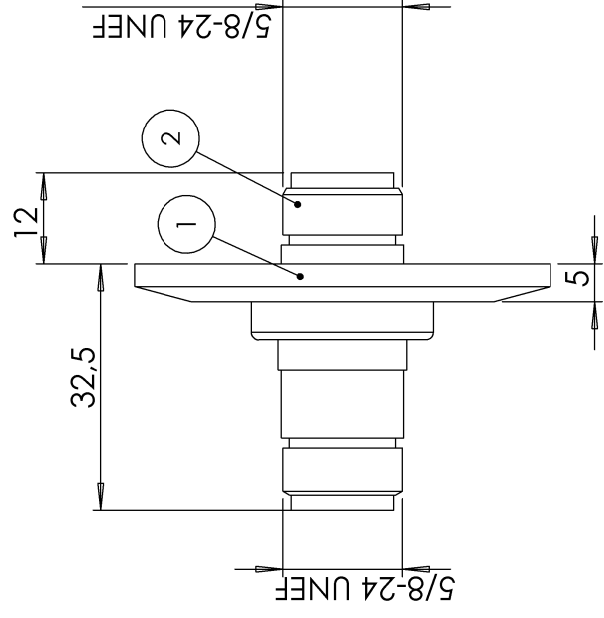
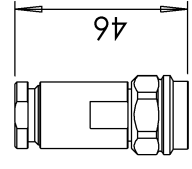



POS-NR.	DESCRIPTION	Material	QTY
1	modified flange DN40 KF	1.4301 (304)	1
2	coaxial f/t, type N, 5A, 3KV, 50 Ohm double sided, grounded shield	FeNiCo/ceramic	1



SCALE 1 : 2



air side connector included



Bemerkungen (Remarks)	Freimaßtoleranz (Standard Toleranz)		Maßstab (Scale)		Rauheit (Roughness)	europ. Projektion	
	Design	Datum	Name	Bezeichnung (Title)			
All informations provided in this drawing is considered to be confidential, proprietary and secret information. It is intended only for the use of individual or entity to whom it is sent. Individual or entity agrees to not disseminate or copy this information to anyone other than originally specified without the written consent Allectra GmbH.	22.06.2017	22.06.2017	NH	1 off coaxial f/t, type N, double sided, grounded shield on flange DN40 KF	✓ Material, Standard Oberfläche (Treatment)	Konten (edges) 	
	29.04.2021	29.04.2021	AD				
						Gewicht (weight) 195.80 Page: 1 Pages: 1	
Index	Modification	Datum	Name	Zeichnungsnummer (Drawing No.) 242-ND50-K40			Revision
							Format A4
				Datei (File) c:\ppl\store\C:\ppl\Store\			