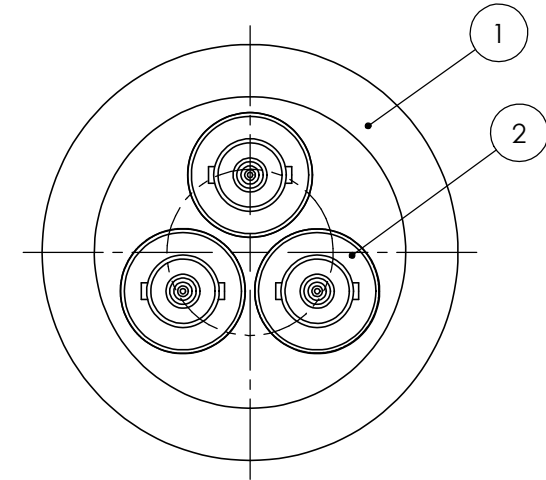
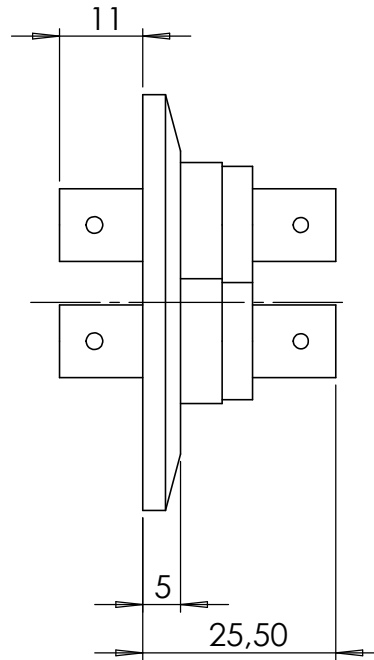
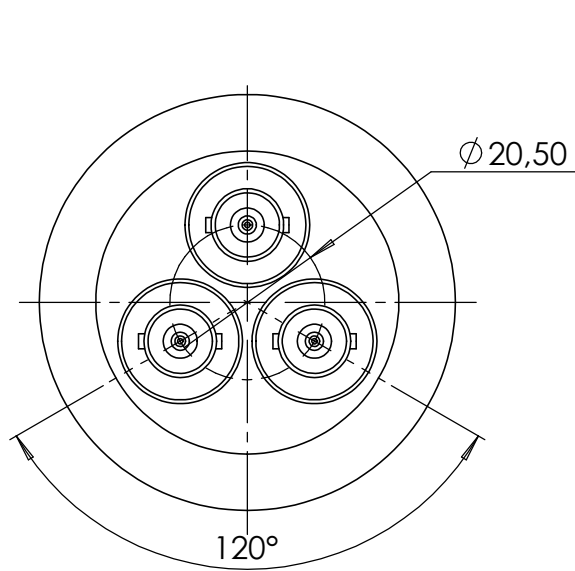
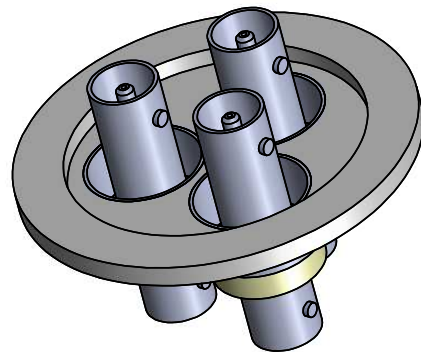


POS-NR.	DESCRIPTION	MATERIAL	QTY
1	modified flange DN40 KF	1.4301 (304)	1
2	coaxial f/t BNC double sided floating shield	Stainless Steel	3



including air side connectors



Bemerkungen (Remarks)				Freimaßtoleranz (Standard Toleranz)		Maßstab (Scale)	Rauheit (Roughness)	europ. Projektion			
All informations provided in this drawing is considered to be confidential, proprietary and secret information. It is intended only for the use of individual or entity to whom it is sent. Individual or entity agrees to not disseminate or copy this information to anyone other than originally specified without the written consent Allecra GmbH.						1:1					
								Material, Standard Oberfläche (Treatment)		Kanten (edges)	
				Datum	Name	Bezeichnung (Title) 3 of BNCDF50 f/t on flange DN40 KF		Gewicht (weight) g			
				Design	15.10.2018			JB	51.52		
				Drawn	07.11.2018			JB	Page: 1 Pages: 1		
				Check					Revision		
						Zeichnungsnummer (Drawing No.)		242-BNCDF50-K40-3		Revision	
						Datei (File)		C:\PDMStore\C:\PDMStore\		Format A4	
Index	Modification	Datum	Name								