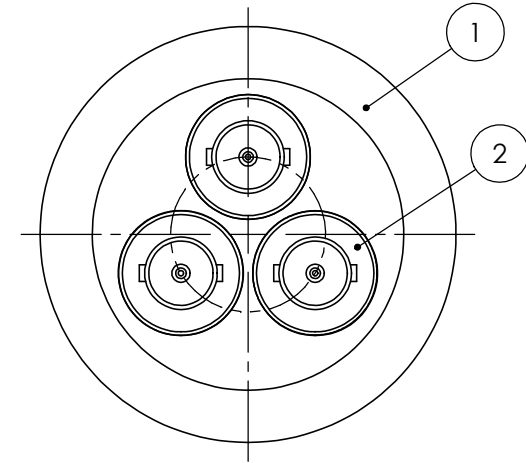
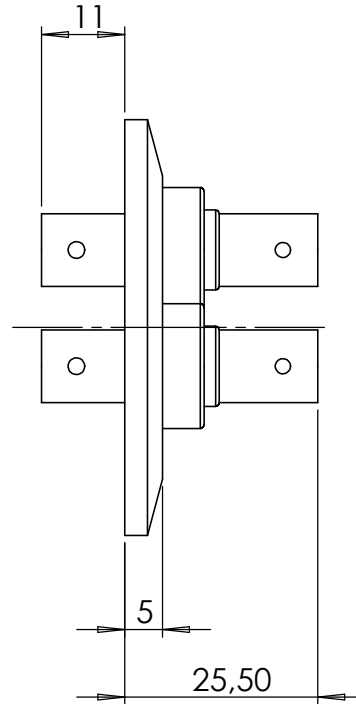
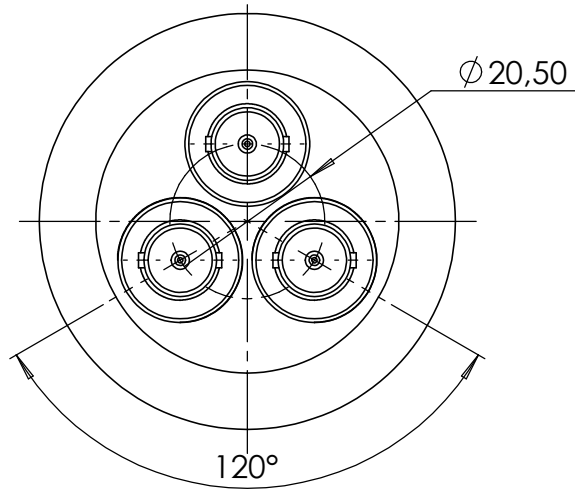
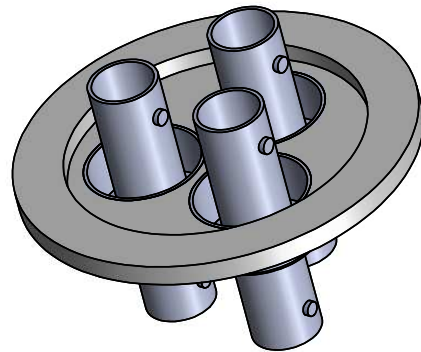


POS-NR.	DESCRIPTION	MATERIAL	QTY
1	modified flange DN40 KF	1.4301 (304)	1
2	BNC f/t double ended grounded shield	Stainless Steel	3



including air side connectors



Bemerkungen (Remarks)				Freimaßtoleranz (Standard Toleranz)		Maßstab (Scale)	Rauheit (Roughness)	europ.Projektion		
All informations provided in this drawing is considered to be confidential, proprietary and secret information. It is intended only for the use of individual or entity to whom it is sent. Individual or entity agrees to not disseminate or copy this information to anyone other than originally specified without the written consent Allectra GmbH.						1:1				
								Material, Standard	Kanten (edges)	
								Oberfläche (Treatment)		
				Datum	Name	Bezeichnung (Title)		Gewicht (weight)		
				Design	15.10.2018	JB	3 of BNCD50 f/t		g	
				Drawn	07.11.2018	JB	on flange DN40 KF		75.75	
				Check					Page: 1	
									Pages: 1	
						Zeichnungsnummer (Drawing No.)		Revision		
						242-BNCD50-K40-3				
Index	Modification	Datum	Name	Datei (File)		C:\PDMStore\C:\PDMStore\		Format A4		