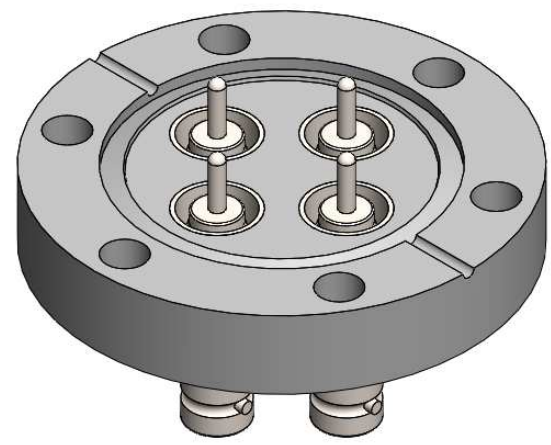
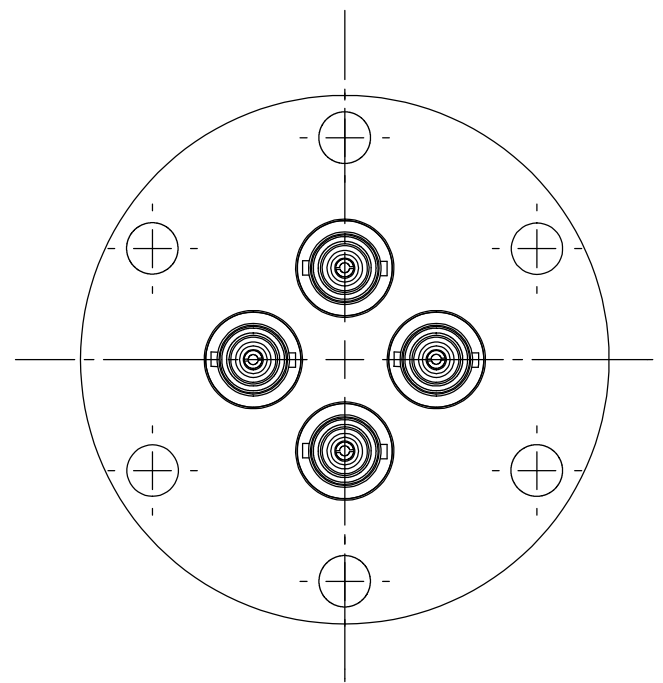
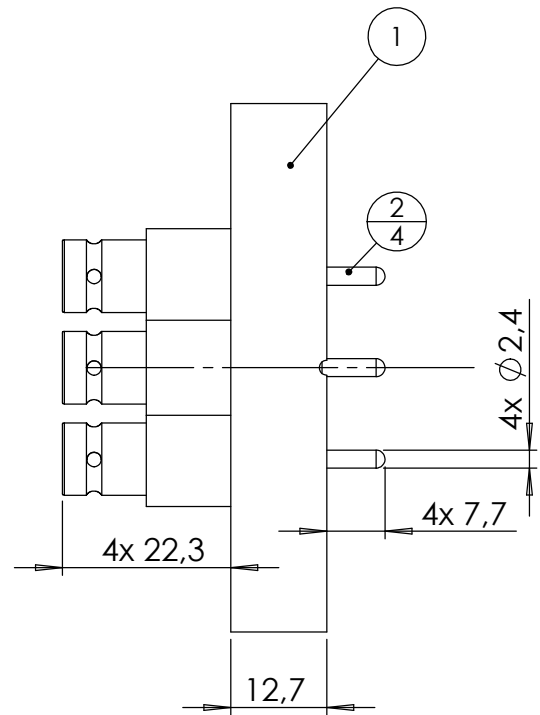
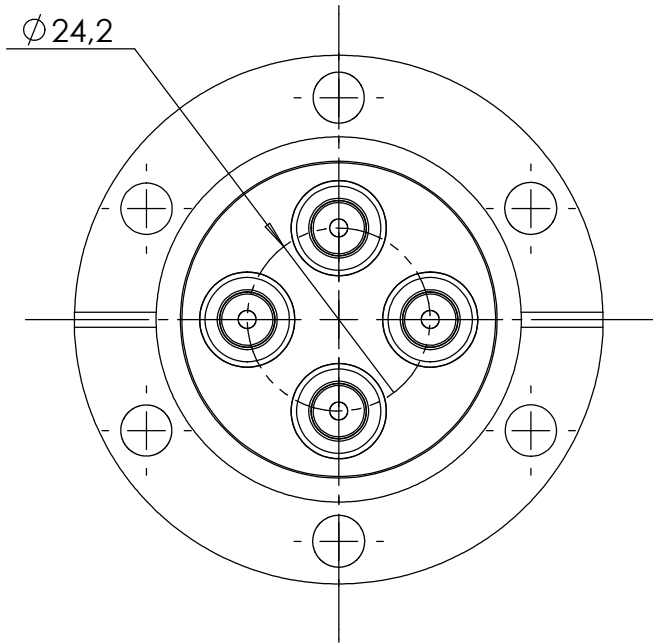



POS-NR.	DESCRIPTION	Material	QTY
1	modified flange DN40 CF	1.4404 (316L)	1
2	coaxial f/t type MHV, 5KV, 3A, grounded shield, weldable	Stainless Steel	4



air side connectors are included

Bemerkungen (Remarks)				Freimaßtoleranz (Standard Tolerance)		Maßstab (Scale)	Rauheit (Roughness)	europ.Projektion		
All informations provided in this drawing is considered to be confidential, proprietary and secret information. If is intended only for the use of individual or entity to whom it is sent. Individual or entity agrees to not disseminate or copy this information to anyone other than originally specified without the written consent Allectra GmbH.				Datum		1:1	Material, Standard Oberfläche (Treatment)	Kanten (edges)		
				Name						
Design				15.03.2023	AD	Bezeichnung (Title)	Gewicht (weight)	Page: 1		
Drawn				15.03.2023	AD				4 off MHV f/t on flange DN40 CF	Pages: 1
Check										
						Zeichnungsnummer (Drawing No.)	Revision			
									241-MHV-C40-4	
Index	Modification	Date	Name			Datei (File) C:\PDMstore\C:\PDMstore\	Format	A4		