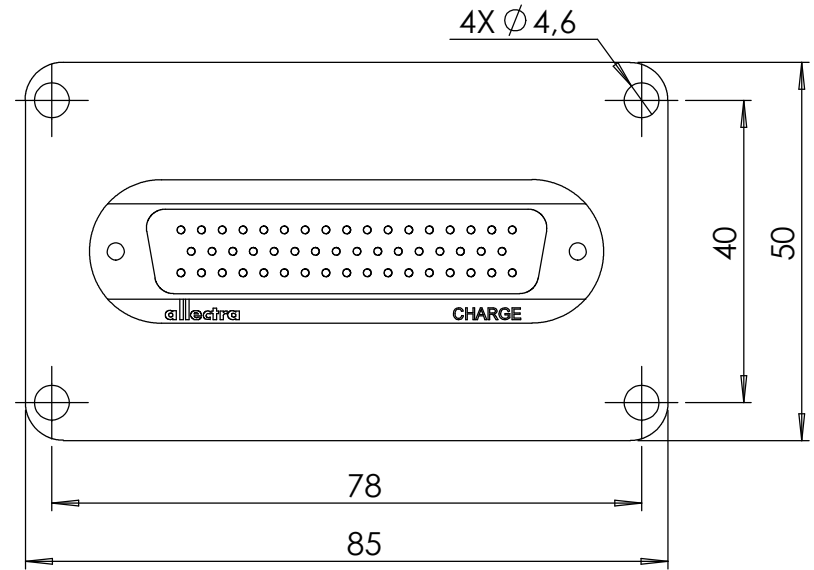
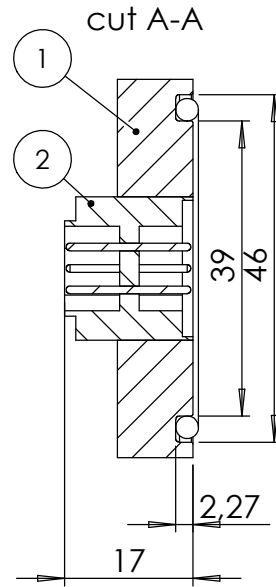
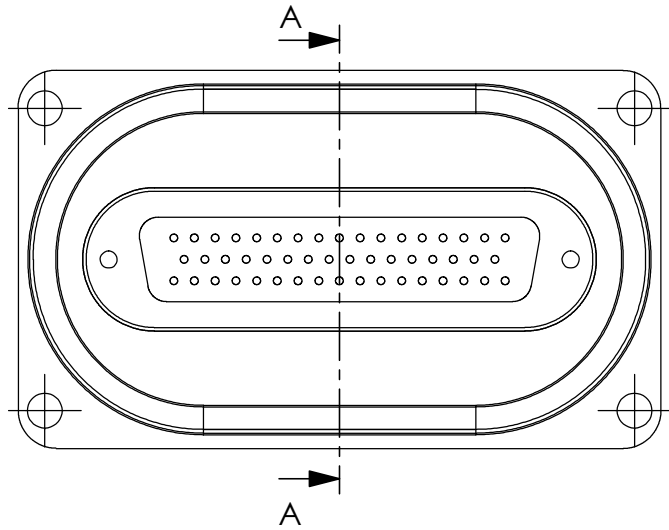
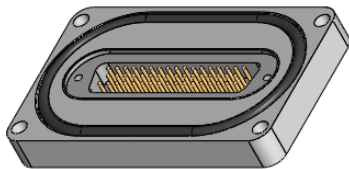


POS-NR.	DESCRIPTION	MATERIAL	QTY
1	flange with slot 50 pin SUB-D	1.4301 (304)	1
2	50 pin SUB-D f/t	Stainless Steel	1



inklusive O-Ring 61X3



Bemerkungen (Remarks)				Freimaßtoleranz (Standard Toleranz)		Maßstab (Scale)	Rauheit (Roughness)	europ.Projektion		
All informations provided in this drawing is considered to be confidential, proprietary and secret information. If is intended only for the use of individual or entity to whom it is sent. Individual or entity agrees to not disseminate or copy this information to anyone other than originally specified without the written consent Allectra GmbH.						1:1				
								Material, Standard	Kanten (edges)	
								Oberfläche (Treatment)		
								Bezeichnung (Title)	Gewicht (weight) 9	
				Design	20.03.2019	JB	base plate f/t SUB-D 50pin			
				Drawn	25.06.2019	AD				
				Check						
						Zeichnungsnummer (Drawing No.) 215-BP-D50		Page: 6 / Pages: 6		
								Revision		
Index	Modification	Datum	Name			Datei (File) C:\PDMStore\C:\PDMStore\		Format A4		