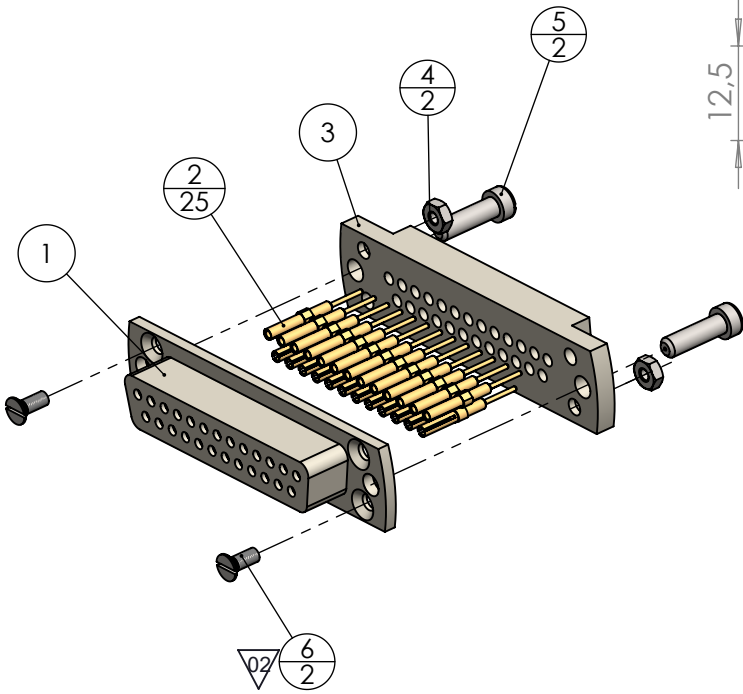
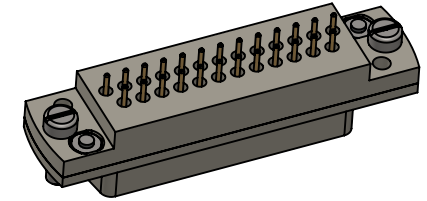
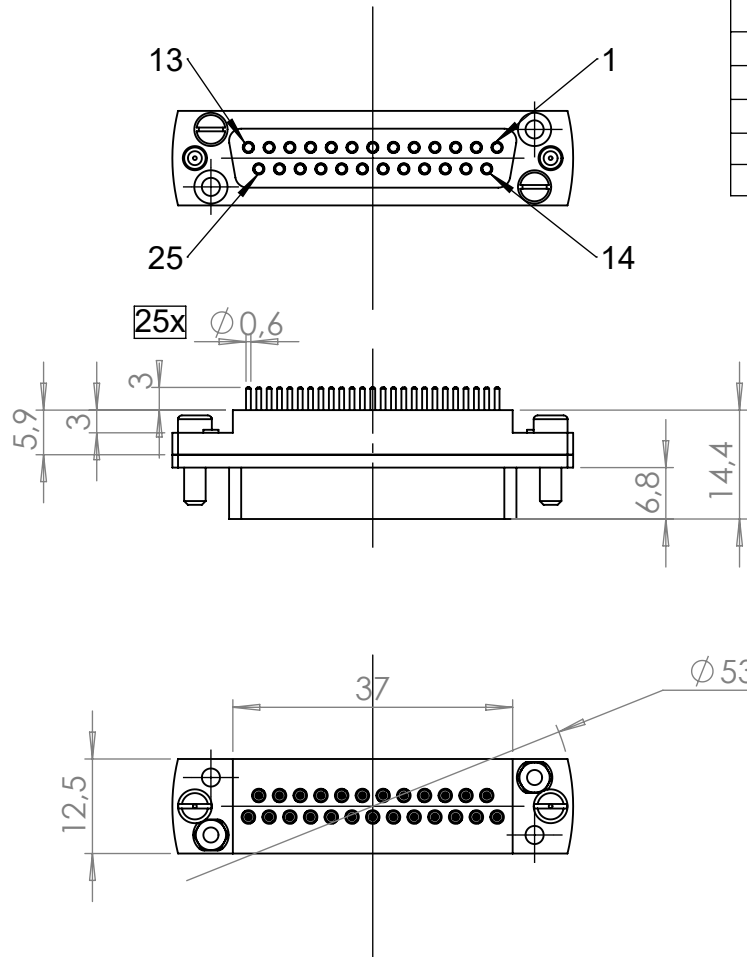


POS.	DESCRIPTION	MATERIAL	QTY
1	front plate, UHV-connector, solder pins	PEEK (Natur)	1
2	solder contact SUB-D female	Copper Alloy Gold plated	25
3	back plate, UHV-connector, solder pins	PEEK	1
4	Hexagon Nut M2	Stainless Steel	2
5	screw UNC 4-40, 3/8	1.4301 (X5CrNi18-10)	2
6	screw M2x5	Stainless Steel	2



no leakcheck required Definition Leckprüfung (definon leak check)					
Bemerkung (REMARKS)			Kanten (EDGES)		PROJECTION
Toleranz (TOLERANCE)					
Oberfläche (SURFACE)		Maßstab (SCALE):	Format. (FORM)	PAGE NO	PAGES
Cleaned UHV- Compatible		1:1	A4	1	1
Rauheit (ROUGHNESS)					
Benennung (DESCRIPTION):					
UHV connector 25 pin (female), solder pins standard SUB-D					
Zeich. Nr. (Drw. No.):					REV
211-FS25-PK-SC					02
Art. Nr. (PART NO.) 211-FS25-PK-SC					

Zeichnung Nutzung (SCOPE OF DRAWING)		Prüfung Zubehör. (CON + HSG CHECK)	
Drawing external usage for customer			
All informations provided in this drawing is considered to be confidential, proprietary and secret information. It is intended only for the use of individual or entity to whom it is sent. Individual or entity agrees to not disseminate or copy this information to anyone other than originally specified without the written consent Allectra GmbH.			
Werkstoff (MATERIAL):		Gewicht (WEIGHT):	
		g	
name		DATE	NAME
Workshop		07.09.2023	AD
(drw/doc/sketch)		18.11.2024	AD
date		19.11.2024	JB
15.11.2024		19.11.2024	AD
02		Pos.6 changed	
REV		Beschreibung (CHANGING)	
gesp. am (SAVE DAT.):		19.11.2024	

