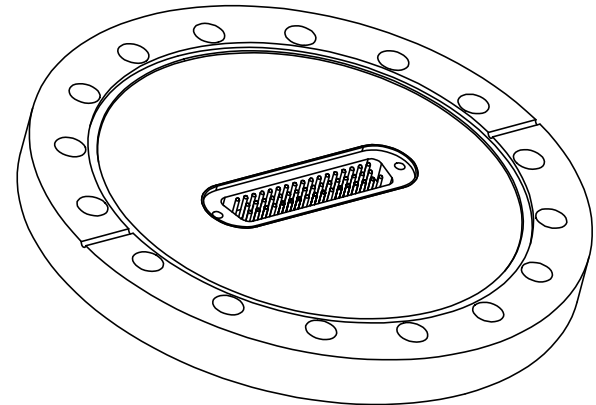
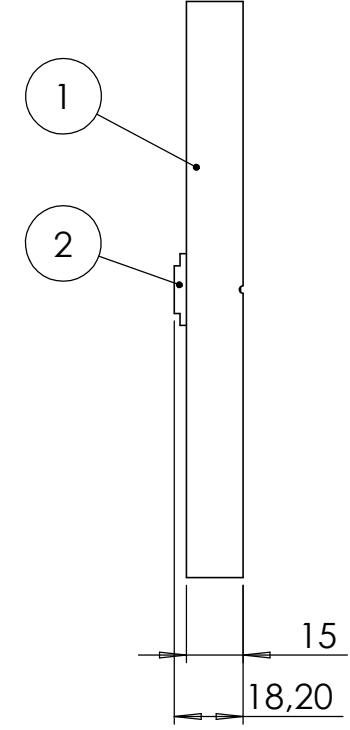
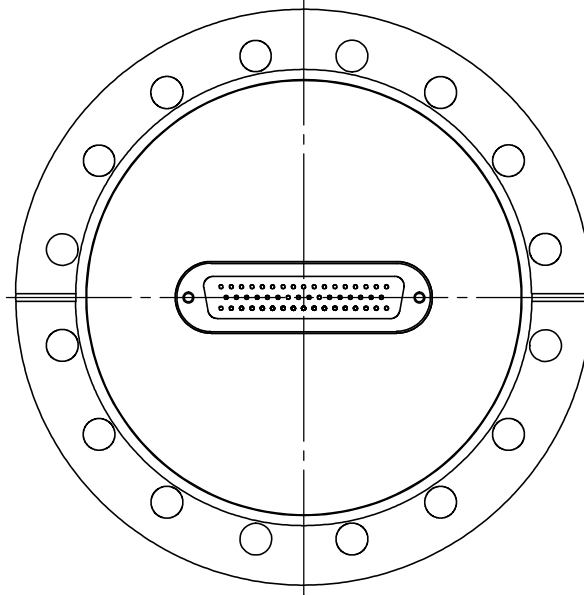


POS-NR.	DESCRIPTION	QTY
1	Modified flange DN100 CF	1
2	50 pin Sub-D Feedthrough	1



Bemerkungen (Remarks)				Freimaßtoleranz (Standard Toleranz)		Maßstab (Scale)	Rauheit (Roughness)		europ.Projektion			
				All informations provided in this drawing is considered to be confidential, proprietary and secret information. If is intended only for the use of individual or entity to whom it is sent. Individual or entity agrees to not disseminate or copy this information to anyone other than originally specified without the written consent Allectra GmbH.			1:2	Material, Standard Oberfläche (Treatment)		Kanten (edges)		
				Datum	Name	Bezeichnung (Title) 1 of 50 pin Sub-D F/T onto flange DN100 CF				Gewicht (weight) g		
				Design	15.05.2014					JB	1933.99	
				Drawn	28.01.2014					JB	Page: 1 Pages: 1	
				Check			Revision 00					
Index				Modification		Datum		Name		Format A4		
						Zeichnungsnummer (Drawing No.) 210-D50-C100				Revision		
						Datei (File) C:\PDMStore\IC\PDMStore\				Format A4		