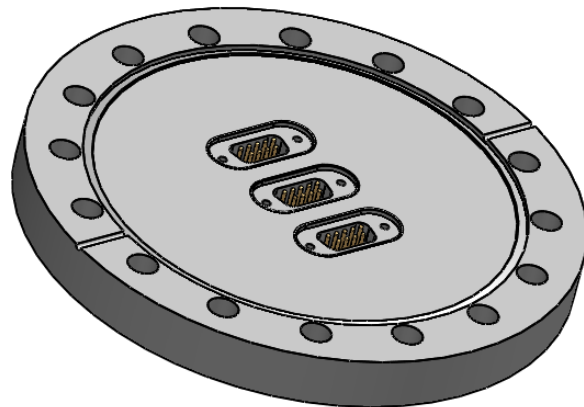
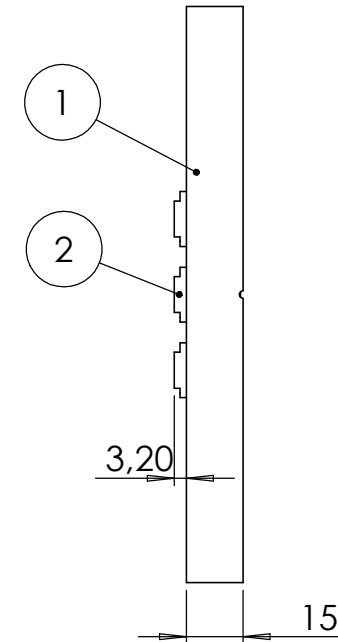
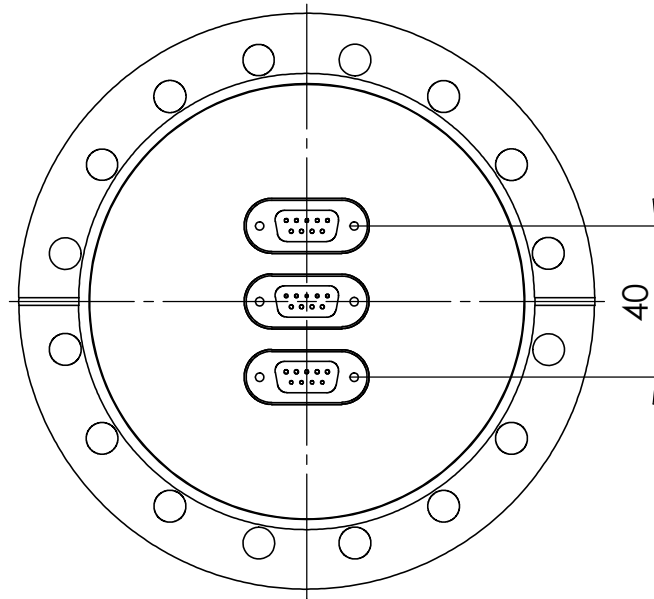


POS-NR.	DESCRIPTION	QTY
1	modified flange DN100 CF	1
2	9 pin SUB-D f/t	3



Bemerkungen (Remarks)				Freimaßtoleranz (Standard Toleranz)		Maßstab (Scale)	Rauheit (Roughness)	europ.Projektion		
All informations provided in this drawing is considered to be confidential, proprietary and secret information. It is intended only for the use of individual or entity to whom it is sent. Individual or entity agrees to not disseminate or copy this information to anyone other than originally specified without the written consent Allectra GmbH.						1:2				
								Material, Standard	Kanten (edges)	
								Oberfläche (Treatment)		
				Datum	Name	Bezeichnung (Title)		Gewicht (weight) g		
				Design	14.07.2014	JB	3 of 9 pin SUB-D f/t on flange DN100 CF		1945.65	
				Drawn	15.06.2016	JB			Page: 1	Pages: 1
				Check						
						Zeichnungsnummer (Drawing No.)		Revision		
						210-D09-C100-3				
Index	Modification	Datum	Name	Datei (File)		C:\PDMStore\IC\PDMStore\		Format A4		